


WORKLIGHT OFFERING INTEGRATED POWER CORD




DURABLE & EASY TO INSTALL



LED-9006-50K | 60W
Replaces up to 250W



LED-9010-50K | 100W
Replaces up to 400W




LED-9015-50K | 150W
Replaces up to 600W



LED-9009-100-5C | 100W
Replaces up to 400W
Economy Work Light



LED-9009-100-5F | 100W
Replaces up to 400W
Frosted for Glare Reduction

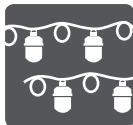


LED-9003-5K-5PK | 40W
Replaces up to 360W
Daisy Chain up to 500 ft.

PART #	REMOTE	LENS	WATTAGE	WARRANTY*	CORD LENGTH	MAX DAISY CHAIN (UNITS)
LED-9006-50K	✓	CLEAR	60W	5 YEAR	20'	10
LED-9010-50K	✓	CLEAR	100W	5 YEAR	35'	6
LED-9015-50K	✓	CLEAR	150W	5 YEAR	35'	4
LED-9009-100-5C	X	CLEAR	100W	5 YEAR	10'	6
LED-9009-100-5F	X	FROSTED	100W	5 YEAR	10'	6
LED-9003-50K-5PK	X	FROSTED	40W (5X8W)	3 YEAR*	50' (Total Length)	10



VOLTAGE



DAISY-CHAIN



OPERATING TEMP



INGRESS PROTECTION



CRI



RATED LIFE



WARRANTY*



LIGHT EFFICIENT DESIGN HEADQUARTERS 188 S. Northwest Highway • Cary, IL 60013
INNOVATION & MANUFACTURING CENTER 30 Log Bridge Road, Building 200 • Middleton, MA 01949
847.380.3540 • led-llc.com